

# Mars-S100 Series

## Compact swing barrier turnstile



Mars-S100 series is ZKTeco's compact swing barrier turnstile, it is made of SPCC metal material and powder coating finishing. The length of cabinet of turnstile 600mm. This series including single and dual wing available. It is easy extension for multi-lane, wider lane ( 900mm ) as optional. It designed for smooth&silent operation and draws very little power also.

Turnstile of Mars-S100 series help prevent unauthorized people entry or exit. The barriers of Mars-S100 are normally keeping in a locked position. In this situation it refuses the access to the secured side. The Mars-S100 have clutch built-in that will engage during barrier was forced. Upon Mars-S100's reader ( RFID, QR code, fingerprint, palm or facial recognition ) positively recognizing a user's valid access. Barriers swing open position automatically, thus allowing users passage to the secured side.

There are 4 pairs IR sensor be installed, which can do the people through counting and effectively to detect people to avoid barrier hit. Also the gates have basic safety function is that barrier open automatically if lose power or fire signal activated.

---

## Features

### Reliability

- Powder coating finishing to avoid easy rust of the cabinet.
- Equipped with high quality brushless motor provide device longer life.

## Safety

- Automatically door open during emergency case happen.
- Built-in clutch kit to prevent unauthorized users forced open barrier.
- There are 4 pairs IR sensor detection the status of pedestrian.
- Support multi-credentials for optional, such as RFID, QR code, fingerprint, palm or facial recognition.

## Humanized Design

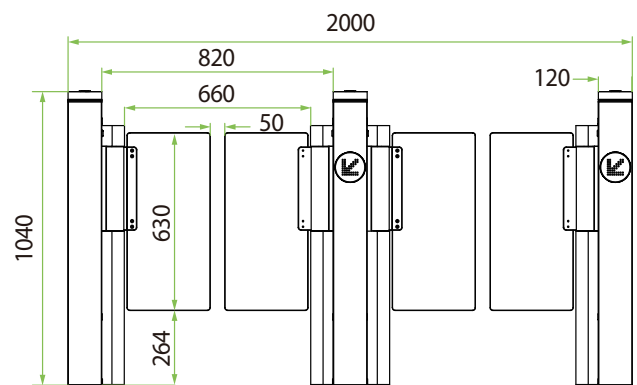
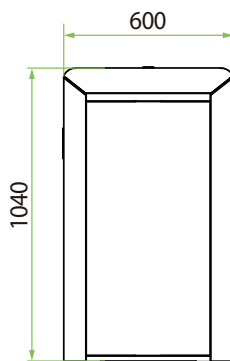
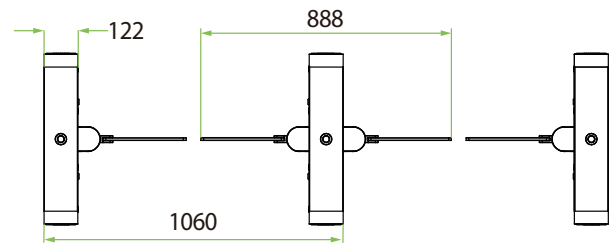
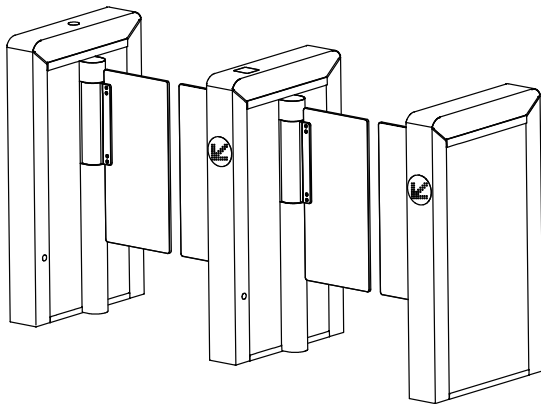
- Simplify structure and connection, easy to do installation and maintenance.
- Compact design friendly with small area using.

---

## Specifications

Model	Mars - S100 Series	
	Mars - S100	Mars - S120
Power Requirements	AC 100 ~ 120V/200 ~ 240V, 50/60Hz	
Working Temperature	-28°C~60°C	
Working Humidity	5% ~ 80%	
Working Power	50W running /22W stand by	
Working Environment	Indoor	
Drive Unit	Bursless motor	
MCBF	5 millions	
Throughput Rate	Up to 25 people/min(Using credential)	
Barrier Movement	Swing	
Noise	<60dB	
Infrared Sensor	4 pairs	
LED Indicator	Support	
Lane Width	660mm ( option:900mm )	
Dimensions (L*W*H)	600*120*1020 mm	
Dimensions with Packaging (L*W*H)	762*362*1215mm ( 2 boxes )	762*362*1215mm ( 1 box )
Net Weight	25kg ( ±5kg ) ( 2 boxes )	30kg ( ±5kg ) ( 1 box )
Gross Weight	32kg ( ±5kg ) ( 2 boxes )	40kg ( ±5kg ) ( 1 box )
Cabinet Material	SPCC ( optional: SUS304 Stainless Steel )	
Lid Material	SPCC ( optional: SUS304 Stainless Steel )	
Barrier Material	Acrylic	
Packing Material	Wooden case	
Security Level	Low	

## Dimensions (mm)



## Optional color

